

Centre for Development and Research



Annual Report 2018-19

Reg. Office:

12 Madhuvan Enclave, Street No.4,
Habsiguda, Hyderabad – 500 007.
Tele. No. 040 27178330
Web: www.ceedeer.org

Field Office:

GF-2, Alluri Block, PMRC Quarters,
Rampachodavaram - 533 288, E.G.Dt, A.P
Tele. No: +91 8864 243043
Email : cdr.rampachodavaram@gmail.com

INDEX

	Page
1 Introduction	1
2 Operational Area Maps	2
3 Maa Vooru Maa Badi Programme	3
4 MVMB - Operational Area Mandal Maps	10
5 Enrollment Particulars	13
6 Learning Outcomes - 2018-19	14
7 Photographs - Maa Vooru Maa Badi	16
8 Strengthening the curriculum and teaching processes and improve the methodology in 5 Ashrama Schools	29
9 Promoting measures to prevent ill health with the women SHGs	35
10 Girijana Mahila Rythu Sadassu	41
11 Sri Samshare Singh Rawath, I.A.S, Secretary, Tribal Welfare	44
12 Farmers Training Camp - A.M.Kota	45
13 Sri B.Rajashekar, I.A.S, Secretary to Govt. visit	49
14 Custom Hiring Centre - Bodlanka	52
15 Developing Irrigation by Installation of Hydraulic Ram Pumps	53
16 Panchayathi level Meeting at Kaniwada Village - Photographs	54
17 Rythu Karyakarthala Training Programme - Photographs	55

Annual Report 2018-19

Centre for Development and Research (CDR) is working for the well being of the tribal People in East Godavari district since 2008. Overall objective that is to ***“Improve the quality of life of the poorest and most disadvantaged members of tribal society on a sustainable basis through community empowerment”*** in quite interior and far flung villages in Maredumilli and Y.Ramavaram Mandals. Konda Reddis, a vulnerable tribe, is the predominant section of the tribal population in this Mandals. CDR made a choice to work with the most needy of the tribals in the most remote of the district.

Geographical Conditions of the operational area:

East Godavari district can be broadly classified into three natural divisions, namely, the delta, upland and agency or hill tracts. The general elevation of the district varies from a few meters near the sea to about 300 meters in the hills of the agency. The Eastern Ghats rise by gradations from the level of the coast and spread throughout the agency 11 mandals.

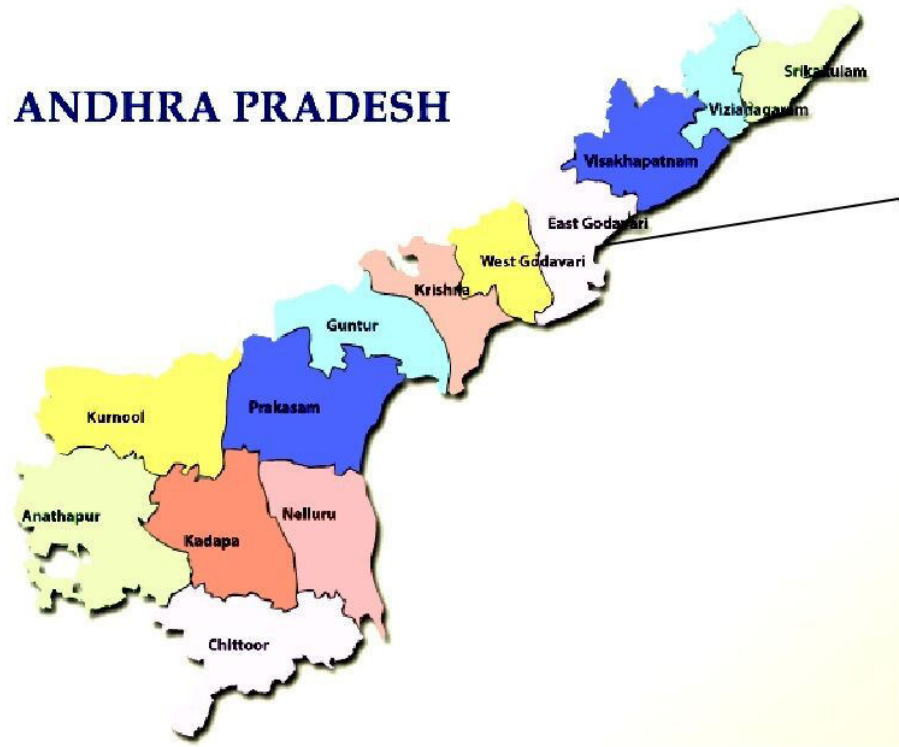
Maredumilli Mandal:

It is composed of 78 villages. It is an interior Tribal habitation with 903.44 Sq. Kms. areas bordering with Khammam District endowed with evergreen Tropical Forest and Wildlife. There are many Tribal groups living and most of them were Primitive Tribes (PTGs). Podu Cultivation, Hunting, Animal Grazing and Forest Produce Collection are the way of living. In some places very good timber, tea, rubber and coffee plantations are existing. Infrastructure like roads, buildings, electricity, health, civic amenities and education is very less in comparison.

Y.Ramavaram Mandal:

Total population of Y. Ramavaram Mandal is 27,950 living in 6,549 Houses, Males are 13,587 and Females are 14,363. Y. Ramavaram consist of 148 Villages and 17 Panchayats . Kunkumamidi is the smallest Village and Donkarai is the biggest Village . It is in the 27 m elevation (altitude). Y. Ramavaram Mandal is bounded by by Maredumilli Mandal towards west , Addateegala Mandal towards South, Rampachodavaram Mandal towards South, Koyyuru Mandal towards East.

ANDHRA PRADESH



East Godavari District



Rampachodavaram Division Mandals with Sub-Plan Area



Maa Vooru Maa Badi Programme

CDR is the architect in designing these community governed schools. It is assisting the community of tribal mothers to run 54 pre-primary schools in as many villages for 3 to 5 year tiny tots. All these activity based schools are located in Maredumilli, Y.Ramavaram and Rampachodavaram Mandals in East Godavari District.

Objectives:

- Provide best quality activity based joyful education to children between 3 to 5 years.
- Build self confidence, enthusiasm and cheer among the little children and prepare them to go the Primary school
- Schools only in tribal areas and Scheduled Caste habitations
- Every school to be entirely owned and governed by the mothers
- Establish proof of concept for delivering high quality education in community governed pre primary schools for applying the same concept to Govt. Primary schools.

Unique Features of “Maa Vooru Maa Badi”

1. Pancha Teermanalu.

Every school is established by the community of mothers. They have to fulfill five essential pre requisites and pass the *Pancha Teermanalu*. They are

- i. Resolve to set up a school
- ii. Survey the children in prescribed age group identified for enrollment.
- iii. Identify persons suitable for teaching their children
- iv. Identify suitable place for the school.
- v. Nominate a five members School Committee of mothers.

2. Nava Sutralu - Nine Responsibilities

- i. Ensure full attendance in the school
- ii. Two mothers to participate in school activities everyday by rotation at least for one hour
- iii. Attend weekly display of articles made by children during daily session of creative activities
- iv. Invite grand parents every week for sharing their stories

- v. Conduct Badi Panduga on last Saturday of every month
- vi. Save Rs. 100 every month for every child in school
- vii. Teams of MMS members to visit every school once every month
- viii. Celebrate Birthday of the child by planting and protecting two saplings in their field
- ix. Save Rs. 10 for each pupil every month for meeting the needs of the school

3. Monthly visit of schools by members of Mandala Mahila Samakhya.

- Village Organisation (VO) and the Badi Committee examine the learning outcomes achieved by the children every month.

4. Badi Panduga: Monthly Public Report on Learning Outcomes

- Badi Panduga – Festival of Learning – is held in the last Saturday of every month in every school.
- All mothers and other villagers also attend.
- The Sarpanch of Gram Panchayat is also invited.
- The school teacher reports all details of the learning outcomes achieved by each pupil in the school and is discussed thoroughly.
- Parents fulfillment of Nava Sutralu during the month is also discussed.
- The salary of the teacher is authorized by school Committee only in Badi Panduga

Joyful Education - Salient Features:

- I. Learning alphabets and numbers by song and action
- II. Learning through *kruthyam* (group activity)
- III. A rich mix of creative activities every day
- IV. Every Child grows a sapling and learns from its growth
- V. Every child learns six basic good habits for life.
- VI. Nature walks once a week
- VII. Tales from grand parents
- VIII. Story Telling

Role of CDR:

- The concept, design and frame work for implementation of a community governed school is a seminal contribution of CDR
- CDR along with the members of VOs and MMSs selects the Teachers.
- CDR trains them in joyful teaching methodology through 7 day Foundation Course.
- CDR prepares a monthly lesson plan and trains every teacher every month for 2 days in teaching it well.
- CDR trains and ensures complete community ownership and governance by the

mothers' groups.

- Provide continuous curriculum support to all the teachers.
- CDR is responsible for monthly monitoring and ensuring quality learning outcomes and put them in public domain.

Curriculum Support:

- **Teacher's Foundation Training:**
 - 7 days foundation training is provided to all the teachers in joyful and activity based teaching methodology.
- **Monthly Lesson Plan Training:**
 - 2 day advance training is provided to the teachers every month in teaching the next month's lesson plan.
- **Cluster Resource Person (CRP) Support**
 - One CRP for every 10 to 12 schools.
 - CRP will visit every school once every week to assist the teacher in delivering high quality education to pupils.
- **Monthly evaluation of learning outcomes of every child in every school.**
 - Close scrutiny of outcomes and child centric interventions
 - Best to bottom school grading in every cluster every month and taking suitable actions for improving the bottom schools

బాలబడి		సెంటర్ ఫర్ డెవలప్ మెంట్ ఎండ్ రిసెర్చ్ (సి.డి.ఆర్)										ఏప్రిల్-2018		
మొదటి వారము		మా ఊరు మా బడి - బాలబడి - మాస వారి పాఠ్యప్రణాళిక										బడి పని దినములు : 24		
వేది	వారము	9:00 - 9:30	9:30 - 10:00	10:00 - 10:40	10:40 - 10:50	10:50 - 11:30	11:30 - 12:30	12:30 - 01:30	01:30 - 02 :15	02:15 - 03:00	03:00 - 03:10	03:10 - 04:00		04:00 - 04:30
		ప్రార్థన మంచి అల్లవాళ్లు గిలి గిలి	ముచ్చట్లు/ పరిసరాల విజ్ఞాము	తెలుగు అక్షరాలు/ అభినయగేయాలు		గణితము / అంకెల అభినయగేయాలు (పున:శ్చరణ)	స్వజనాత్మక కృత్యాలు		కథలు (పున:శ్చరణ)	ఆంగ్లము (పున:శ్చరణ)		20 ని"	30ని"	
02.04.2018	సోమవారం	అన్నం తినే ముందు సబ్బుతో చేతులు కడగడము చేతి గోర్లు కట్టించడము తలను దున్నడము	పగలు రాత్రి సూర్యుడు, ఎండ గురించి మాట్లాడేందడం	అ నుండి ఐ అక్షర శబ్దపరిచయము, అ నుండి ఐ అక్షరముపై పాట	విరామము	1 నుండి 3 అంకెల భావనను చిత్రాలతో చూపించడము	నాణాలతో అద్దడం	భోజన విరామము	కోడి-కుక్క-నక్క కథను కార్డుల ద్వారా చెప్పడము	Rhyme Rain Rain go away ABCDE అక్షరాల పరిచయము చిత్రాలతో	విరామము	వచ్చింది వచ్చింది సంక్రాంతి వచ్చింది (పాట)	ఎంతెంత మంది - చెప్పినంత మంది	రేపటి కార్యక్రమాలకు టీచరు సంసిద్ధత కావడం
03.04.2018	మంగళవారం		ఉదయం, పగలు, రాత్రి పూట ఆకాశం ఎలా ఉంటుందో మాట్లాడేందడం	అ నుండి ఐ వరకు అక్షర పాటను అభినయిస్తూ పాడడం, అ నుండి ఐ వరకు అక్షరము వరకు తోరణాలు చదివించుట		1 నుండి 3 అంకెలను వస్తువులతో పరిచయము, తోరణాలలో మూడు రకాలుగా చదివించుట	చిన్న నుండి పెద్ద ఆకులను సేకరించి అంటించడం		కథను హావభావాలతో చెప్పడము	Rhyme Rain Rain go away ABCDE అక్షరాలపై రాళ్ళు పేర్పడం, ఇసుక పోయడం, వేలుపట్టి తిప్పడం.		వచ్చింది వచ్చింది సంక్రాంతి వచ్చింది (పాట)	పట్టుకోండి చూద్దాం	
04.04.2018	బుధవారం		రాత్రి పూట ఆకాశంలో ఏమేమి ఉంటాయో మాట్లాడేందడం	రాత నేర్పే పద్ధతులు అ నుండి ఐ వరకు అక్షరముల పై 1) రాళ్ళు పేర్పడం 2) ఇసుక పోయడం		1 నుండి 9 అంకెలపై ఒకటి ఒకటి జగతికి సూర్యుడు ఒకటి మరియు అభినయగేయములు	ఆకుల కిరీటం		కథకు సంబంధించిన పాత్ర పోషణ	Rhyme Rain Rain go away ABCDE అక్షరాలపై నీటితో రాయడం, చుక్కలు కలపడం, సుద్దముక్కతో రాయడం		వచ్చింది వచ్చింది సంక్రాంతి వచ్చింది (పాట)	మాంత్రికుడు- మంత్రదండం	
05.04.2018	గురువారం	పద్ధతి ప్రకారము తినడము ముక్కుకు గుడ్డ వాడకము బడికి నచ్చేటప్పుడు, నోయేటప్పుడు వరుసక్రమం పాటించడం	చంద్రుడు, నక్షత్రాల గురించి మాట్లాడేందడం	అ నుండి ఐ వరకు 1) వేలు పెట్టి తిప్పడం 2) నీటితో రాయడం	విరామము	1 నుండి 3 అంకెలపై రాళ్ళు పేర్పడం, ఇసుక పోయడం	ముగ్గుపై ఇసుక పోయడం	భోజన విరామము	కథకు సంబంధించిన నాటకీకరణ	Rhyme Rain Rain go away ABCDE అక్షరాలపై చేపల కొలను	విరామము	సంప్రదాయ పాటలు	తాళంను బట్టి అడుగులు వేయడం	రేపటి కార్యక్రమాలకు టీచరు సంసిద్ధత కావడం
06.04.2018	శుక్రవారం		పగలు, రాత్రి మధ్య తేడాల గురించి మాట్లాడేందడం	పాటలను అభినయిస్తూ పాడడం అ నుండి ఐ వరకు అక్షరములపై 1) చుక్కలు కలపడం 2) సుద్దముక్కతో రాయడము		1 నుండి 3 అంకెలపై వేలు పెట్టి తిప్పడం, నీటితో రాయడం	ప్రకృతి సందర్శన వివిధరకాల నేలలు పరిశీలించుట		పిల్లల చేత కథ చెప్పించడము, కథకు సంబంధించిన ప్రశ్నలు అడగడము	Rhyme Rain Rain go away ABCDE అన్నీ వచ్చే శాయ్		గంగి గోవు పాలు (పద్యము)	గురి చూసే విసరడం	
07.04.2018	శనివారం		పగలు, రాత్రి చేసే పనుల గురించి మాట్లాడేందడం	అ నుండి ఐ వరకు అక్షరాల కుర్చీ ఆట		1 నుండి 3 అంకెలపై చుక్కలు కలపడం, సుద్ద ముక్కతో రాయడం మరియు అభినయగేయములు	మట్టితో పక్షుల బొమ్మలు చేయడం		పిల్లల చేత స్వంతంగా కథ చెప్పించడము	Rhyme Rain Rain go away ABCDE అక్షరాలపై చేప-చెరువు		గంగి గోవు పాలు (పద్యము)	స్వజనాత్మక కృత్యాల ప్రదర్శన	

Centre For Development and Research (C.D.R)
Maa Vooru Maa Badi - East Godavari District, Andhra Pradesh
Donor wise School Details

Sl.No	Name of the Donor	E-mail ID	Number of Schools	Enrolled Children	School Details
1	Sri. Prasad Motaparti	prasad.motaparti1@gmail.com vani@paras.org.in,	20	262	1.Chatlavada. 2.Gondivada. 3.Chavadikota. 4.Banda. 5.Maredumilli-1. 6.Maredumilli-2. 7.Kuduru. 8.Kutrawada. 9.Pujaripakalu. 10.Vetukuru.11.Pathakota.12.Pedapalusurimetta. 13.kinnerla. 14.Pulusumamidilanka. 15.Kadarikota. 16.Bodlanka 17.G.Vattigadda. 18.Tenalamamidi. 19.Akumamidikota. 20.Chelakaveedhi.
2	Sri. Vivek Bishnoi	vivek@hygrachemicals.com, prem.s.mulahi@gmail.com	8	107	1.Tadepalli. 2.Kodavatilanka. 3.Maddhiveedu. 4.Dharawada. 5.D.V. Kota. 6.Narsapuram. 7.Muchelavada. 8.Dabbagunna.
3	Sri. K.Pratap	pratap@zenmoney.com	10	139	1.P.G.Lanka. 2. Busigudem. 3.Chilakamamidi. 4.Vadapalli. 5.Yerramreddypalem. 6.Munasalapalem. 7.Nuvvagantipalem. 8.Pandirimamidikota. 9.Evvampalli 10.Chintalapudi.
4	Sri. K.Satish	satish.kantheti@gmail.com	3	36	1.Upparigothulu. 2.Gurramamidi. 3.Erlavada.
5	Sri. Jayaram Naidu	jbnaidu@cableone.net	3	36	1.Goraganuru. 2.Yedlakonda 3.Chelakaveedhilanka
6	Smt. Padma Bhupathi Raju	pbhupathiraju@yahoo.com	2	28	1.Devarapalli. 2.Kothacolony.
7	Smt. Uma Devi	umadevi.uppaluri@gmail.com	1	12	1.Bangarubandalu.
8	Sri. Samba Siva Rao	Sambasiva Rao lssrao9@gmail.com	1	12	1.Valasa.
9	Sri. V.Ahlahd	ahladninoy@gmail.com	2	26	1. Boduluru. 2. G.Kothuru
10	Sri. Utkarsh Sinha	utkarsh@touchstoneequities.com	1	15	1.Munthamamidi
11	Sri. K.V.Raghavulu	kvraghavulu90@gmail.com	1	12	1. Upparigothula Kothaveedhi
12			2	32	1. I.Bhhemavaram. 2. Bhimunigadda
Total			54	717	

INDIA
 ANDHRA PRADESH
MAREDUMILLI MANDAL
 EAST GODAVARI DISTRICT



CENTRE FOR DEVELOPMENT AND RESEARCH (CDR)
Maa Vooru Maa Badi Villages

AREA : 975.43 Sq. Kms
 POPULATION : 19507
 No. OF TOWNS : Nil
 No. OF VILLAGES : 71
 DISTANCE FROM Dist.H.Qtrs.
 TO MANDAL H.Qtrs. : 126 Kms.

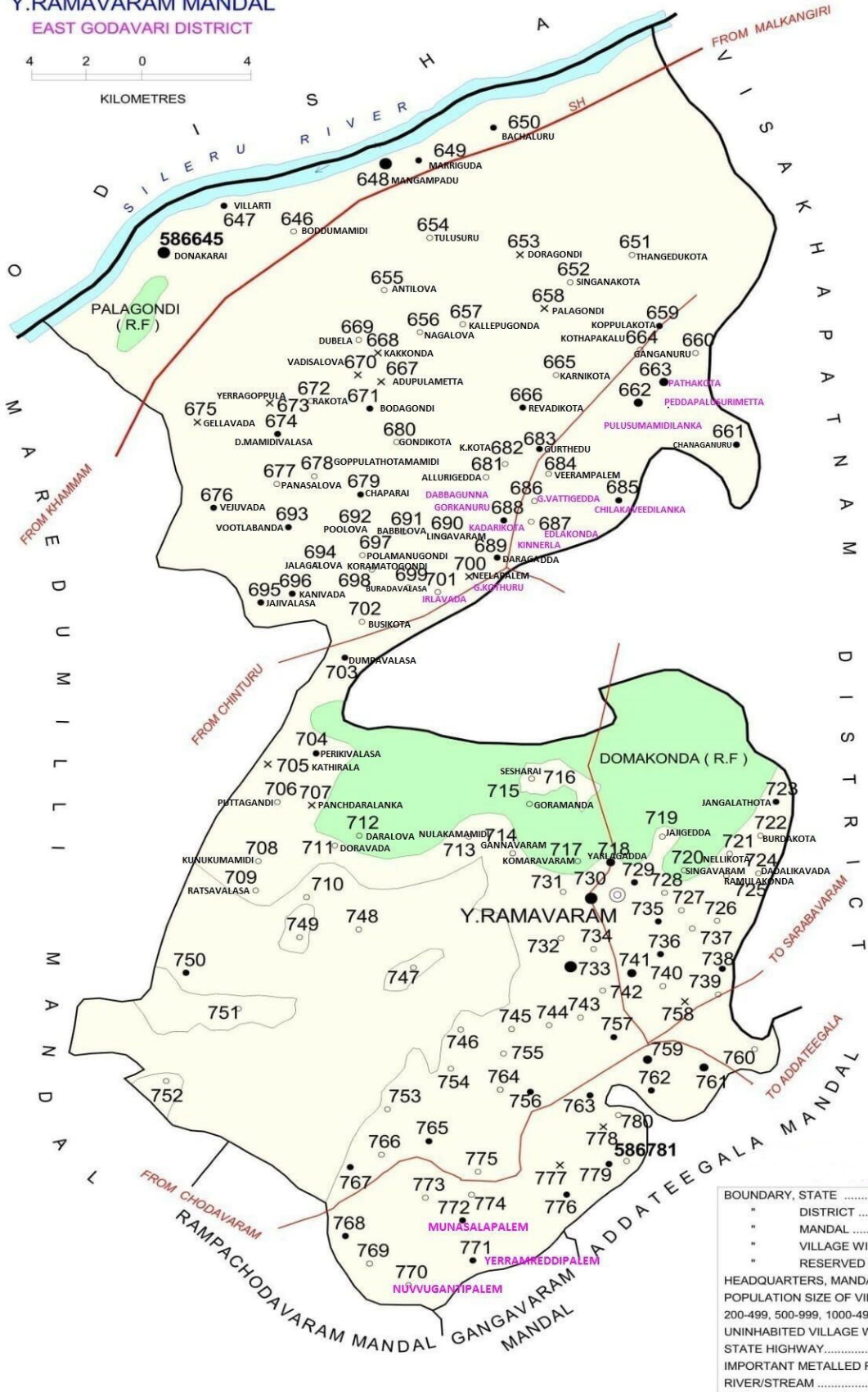


BOUNDARY, DISTRICT	—————
" MANDAL	—————
" VILLAGE WITH MDDS CODE	○ 586598
" FOREST	■
HEADQUARTERS, MANDAL	⊙
POPULATION SIZE OF VILLAGES: BELOW 200,	○
200-499, 500-999, 1000-4999	●
UNINHABITED VILLAGE WITH MDDS CODE	✕ 586564
STATE HIGHWAY.....	SH
RIVER/STREAM	~~~~~

INDIA
 ANDHRA PRADESH
 Y.RAMAVARAM MANDAL
 EAST GODAVARI DISTRICT

CENTRE FOR DEVELOPMENT AND RESEARCH (CDR)
Maa Vooru Maa Badi Villages

AREA : 911.98 Sq.Kms.
 POPULATION : 28614
 No. OF TOWNS : Nil
 No. OF VILLAGES : 137
 DISTANCE FROM Dist.H.Qtrs.
 TO MANDAL H.Qtrs. : 120 Kms.



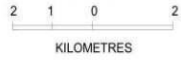
BOUNDARY, STATE	—————
" DISTRICT	—————
" MANDAL	—————
" VILLAGE WITH MDDS CODE	○ 586781
" RESERVED FOREST	■ DOMAKONDA R.F.
HEADQUARTERS, MANDAL	⊙
POPULATION SIZE OF VILLAGES: BELOW 200,	○
200-499, 500-999, 1000-4999	● ● ● ●
UNINHABITED VILLAGE WITH MDDS CODE	× 586653
STATE HIGHWAY	SH
IMPORTANT METALLED ROADS	—————
RIVER/STREAM	~~~~~

INDIA

ANDHRA PRADESH

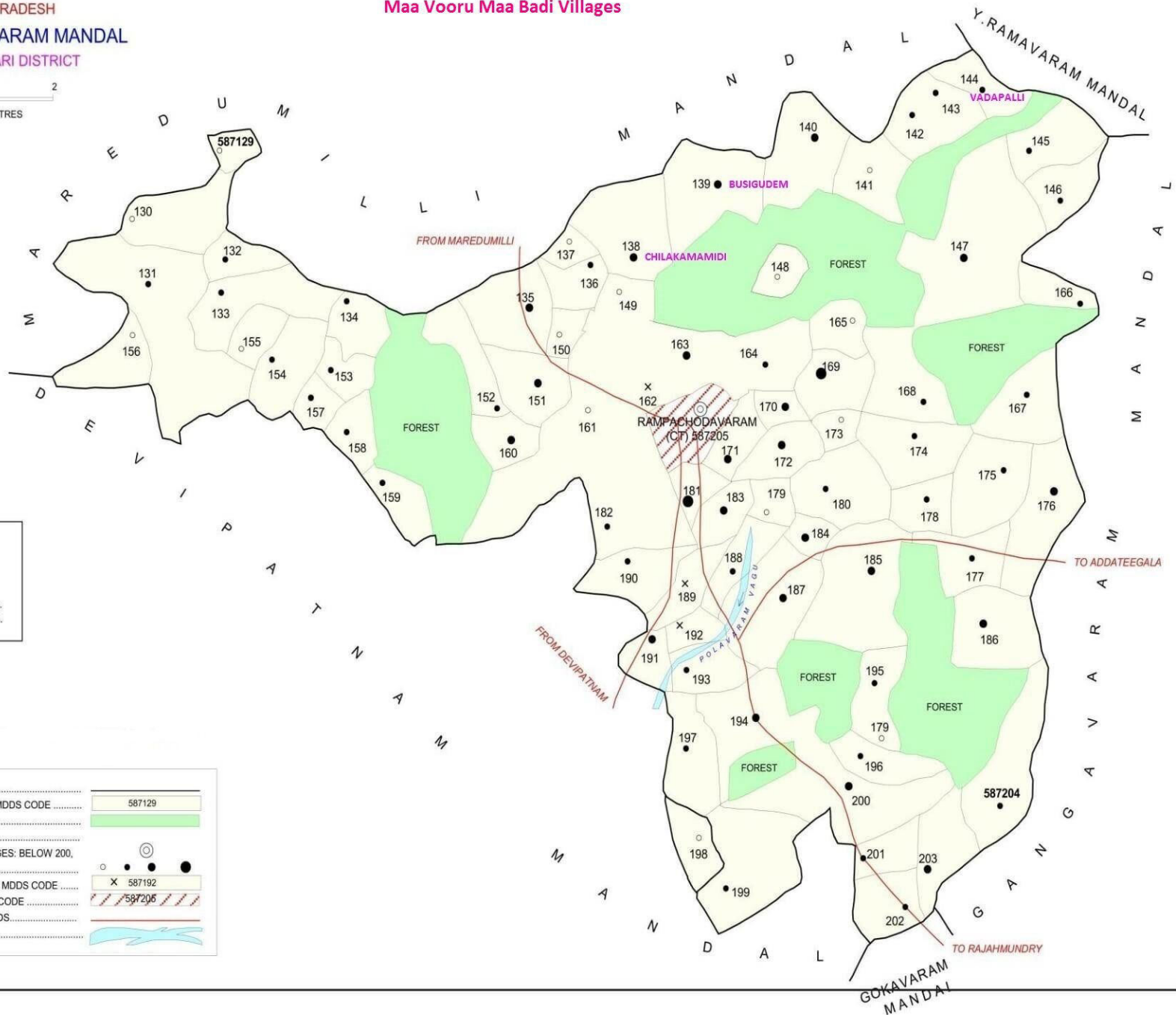
RAMPACHODAVARAM MANDAL

EAST GODAVARI DISTRICT



CENTRE FOR DEVELOPMENT AND RESEARCH (CDR)

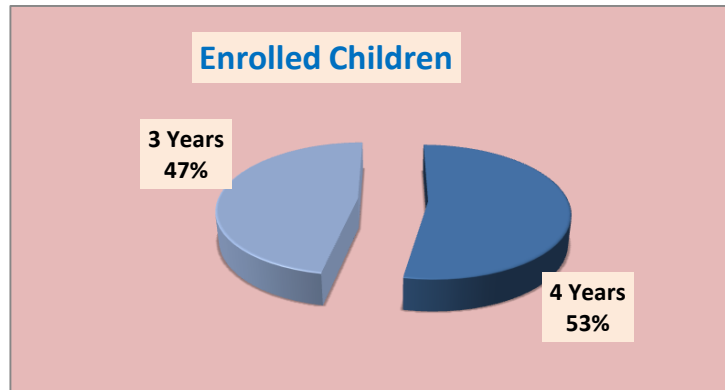
Maa Vooru Maa Badi Villages



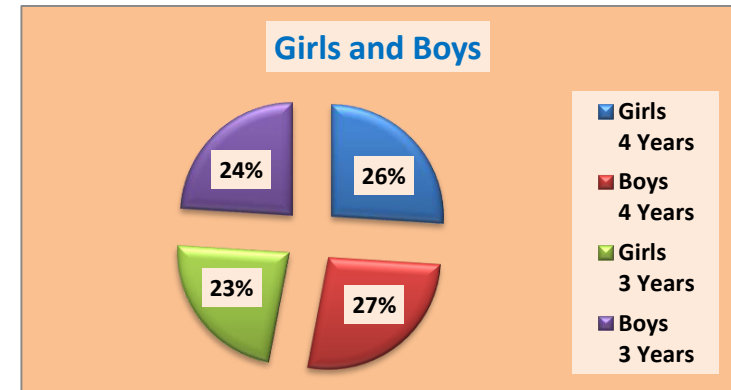
AREA : 467.99 Sq. Kms.
 POPULATION : 39351
 No. OF TOWNS : 1
 No. OF VILLAGES : 76
 DISTANCE FROM Dist.H.Qtrs.
 TO MANDAL H.Qtrs.: 89 Kms.

BOUNDARY, MANDAL		587129
VILLAGE WITH MDDS CODE		587129
FOREST		
HEADQUARTERS, MANDAL		
POPULATION SIZE OF VILLAGES: BELOW 200, 200-499, 500-999, 1000-4999		
UNINHABITED VILLAGE WITH MDDS CODE		587192
CENSUS TOWN WITH MDDS CODE		587205
IMPORTANT METALLED ROADS		
RIVER/STREAM		

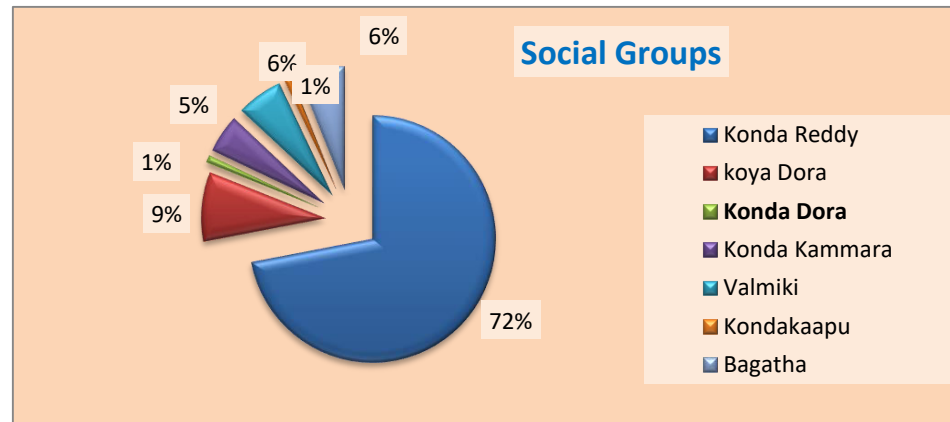
Centre for Development and Research (CDR)
Maa Vooru Maa badi - East Godavari District - 2018-19
Enrollment, Girls and Boys & Social Groups



4 Years	3 Years
53	47




Girls 4 Years	Boys 4 Years	Girls 3 Years	Boys 3 Years
26	27	23	24



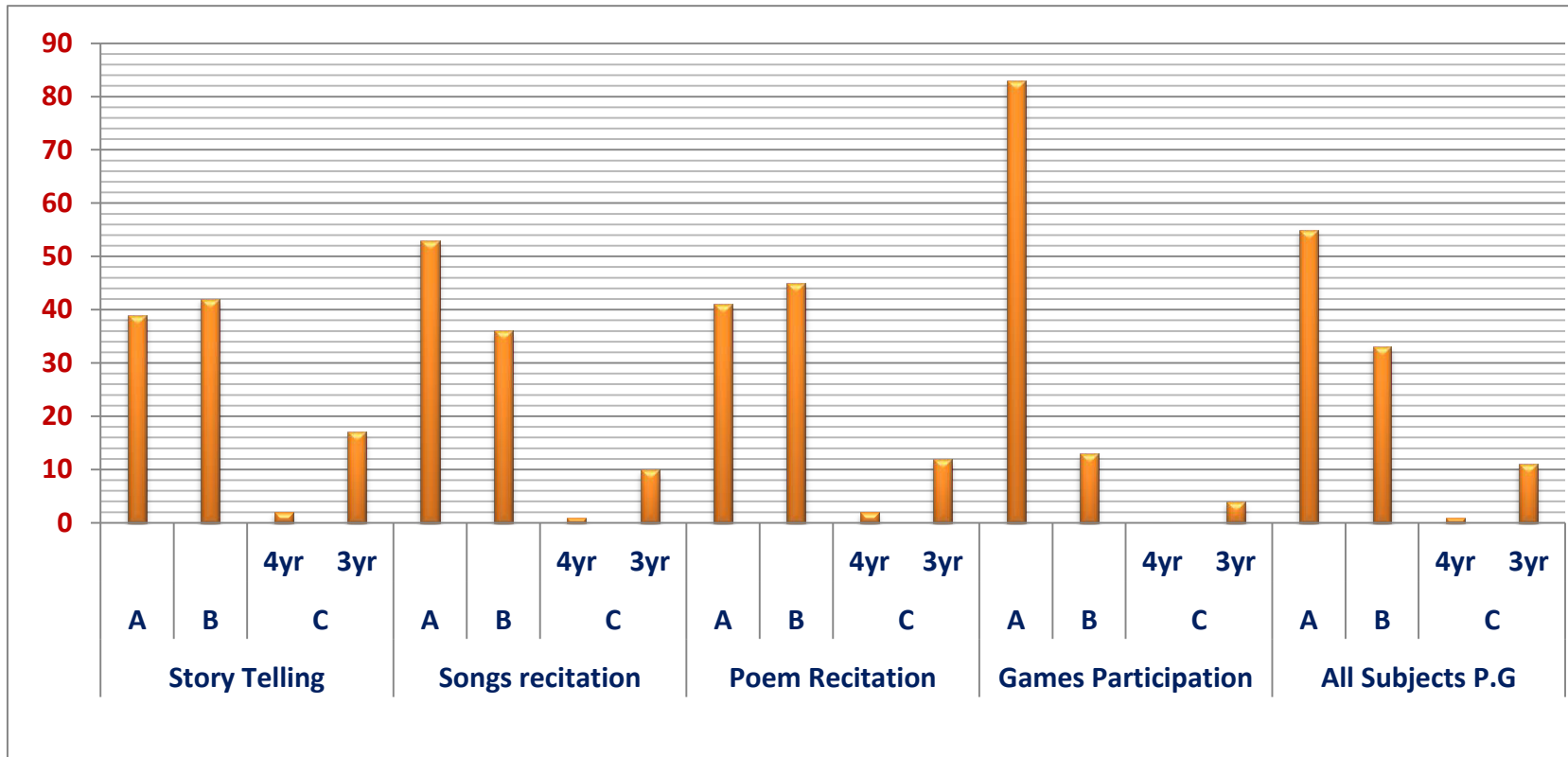
Konda Reddy	koya Dora	Konda Dora	Konda Kammara	Valmiki	Kondakaapu	Bagatha
72	9	1	5	6	1	6

Centre for Development and Research (CDR)
Maa Vooru Maa Badi - East Godavari District, Andhra Pradesh
Learning Outcomes - 2018-19



No of Schools	4 yrs	3 yrs	Total Children	Telugu				Maths				English				E V S				Creative Activities			
				A	B	C		A	B	C		A	B	C		A	B	C		A	B	C	
						4yr	3yr			4yr	3yr			4yr	3yr			4yr	3yr			4yr	3yr
				54	380	336	716	49	36	1	14	46	36	2	16	41	39	2	18	62	29	1	8

Centre for Development and Research (CDR)
Maa Vooru Maa Badi - East Godavari District, Andhra Pradesh
Learning Outcomes - 2018-19



No of Schools	4 yrs	3 yrs	Total Children	Story Telling				Songs recitation				Poem Recitation				Games Participation				All Subjects P.G			
				A	B	C		A	B	C		A	B	C		A	B	C					
						4yr	3yr			4yr	3yr			4yr	3yr			4yr	3yr				
				4yr	3yr	4yr	3yr	4yr	3yr	4yr	3yr	4yr	3yr	4yr	3yr	4yr	3yr	4yr	3yr				
54	380	336	716	39	42	2	17	53	36	1	10	41	45	2	12	83	13	0	4	55	33	1	11

Joyful Learning of alphabets and numbers



తెలుగు తోరణాలలోని అక్షరాలను చదువుతున్న దేవరాపల్లి మా ఉరు మా బడి చిన్నారులు.



వ్రాసేపద్ధతులలో భాగంగా గాడిలో వేలు పెట్టి తిప్పుతూ "ద" అక్షరాన్ని నేర్చుకుంటున్న పి.జి.లంక బాలబడి చిన్నారులు.



"The Cat Says Mew mew" అనే ఆంగ్ల అభినయగేయాన్ని నేర్చుకుంటున్న నువ్వుగంటి పాలెం బాలబడి చిన్నారులు




తెలుగు అక్షరాలపై అభినయగేయాలు చేస్తున్న వేటుకూరు గ్రామం మా ఉరు మా బడి చిన్నారులు.

Learning through kruthyam (group activity)



"అన్నీ వచ్చేసాయి" కృత్యంను ఆడుతున్న దేవరాపల్లి బాలబడి చిన్నారులు.



"లెక్కింపు కృత్యం" ద్వారా అంకెలను నేర్చుకుంటున్న మునసలపాలెం గ్రామం మా ఊరు మా బడి చిన్నారులు.



సైకిల్ ఆటను ఆడుతున్న చింతలపూడి బాలబడి చిన్నారులు.



కృత్యాలలో భాగంగా "చేపల కొలను" కృత్యం ఆడుతున్న బొడ్లంక గ్రామం మా ఊరు మా బడి చిన్నారులు.

A rich mix of creative activities every day



పూజారిపాకలు గ్రామములో మా ఉరు మా బడి చిన్నారులు తయారుచేస్తున్న మట్టి బొమ్మలను గురించి అడిగి తెలుసుకుంటున్న డైరెక్టర్ సి.డి.ఆర్.గారు.



మారెడుమిల్లి బాలబడి నందు చిన్నారులు చేసిన మట్టి బొమ్మల పేర్లను అడిగి తెలుసుకుంటున్న ప్రొఫెసర్ ఆదినారాధుణ గారు, సత్యప్రసాదు గారు మరియు మల్లిఖార్జునరావు గారు .



సృజాత్మక కృత్యాలలో బాగంగా ఆకులతో ఆకులపైంట్ చేస్తున్న చింతలపూడి బాలబడి చిన్నారులు



బంగారు బందలు బాలబడిలో మట్టితో టీచరును అనుసరించి సృజాత్మక కృత్యాలను చేస్తున్న చిన్నారులు.

Every child grows a sapling and learns from its growth



చిన్నారులు పెంచుతున్న మొక్కలను గురించి ముచ్చటిస్తున్న బంగారుబండలు గ్రామము మా ఊరు మా బడి టీచరు



గొందివాడ గ్రామము బాలబడి చిన్నారులు పెంచుతున్న మొక్కలను గురించి చిన్నారులతో మాట్లాడిస్తున్న కో ఆర్డినేటర్ .

Every child learns basic good habits for life.



Nature walk once a week



Tales from grand parents



Teacher's Foundation course Training



Monthly Lesson Plan Training

అభినయగేయాల ఆవశ్యకతను టీచర్లకు వివరిస్తున్న శ్రీమతి రమాదేవి గారు, కార్యదర్శి, సి.డి.ఆర్.



పాఠ్య ప్రణాళిక శిక్షణలో బాగంగా తెలివైన కాకులు కథను నాటకీకరణ చేస్తున్న మా ఊరు మా బడి టీచర్లు.



శిక్షణలో బాగంగా కృత్యాలలో ఉత్సాహంగా పాల్గొంటున్న బాలబడి టీచర్లు



ఆంగ్లములో "We are the letters" అనే అభినయగేయాన్ని చేస్తున్న మా ఊరు మా బడి సి.ఆర్.పి.లు మరియు టీచర్లు.

Uttama Badi Honouring the Teachers



Village Elders and Mothers Meeting



Sankranthi Sambaraalu



Sankranthi Sambaraalu



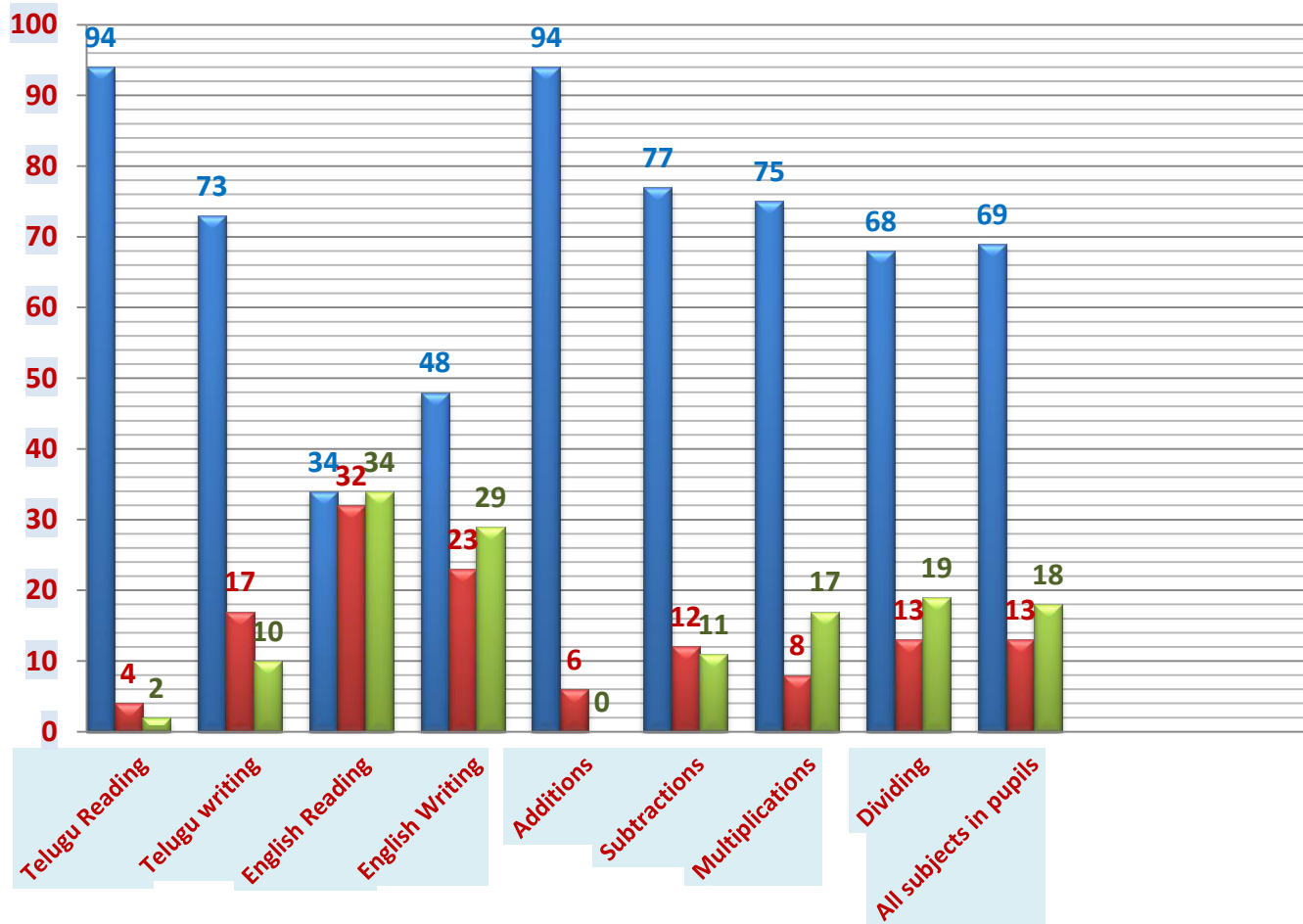
Strengthening the curriculum and teaching processes and improve the methodology in 5 Ashrama Schools Maredumilli and Y.Ramavaram mandals of East Godavari Dist.

The learning standards in the Ashram Schools need lot of improvement. There is large scope for strengthening the curriculum and methodology to enhance the quality of the learning outcomes. The tribal children in the Ashram schools can easily be provided a joyful and memorable learning experience in these schools. CDR has proposed to partner with the Tribal Welfare Department of Govt. of AP and ITDA, Rampachodavaram to improve the academics in some remote and neglected Ashram Schools in Maredumilli and Y.Ramavaram mandals in East Godavari District. CDR has identified five Asram Schools in remote pockets of these two mandals. They are in Boduluru, Bodlanka, Banda, Daragadda and Gurthedu villages. Of these, Boduluru, Banda and Daragadda are Girls Asram Schools. 79 percent of the students studying in these schools belong to Konda Reddy tribe which is recognized as a very vulnerable tribe by the government.

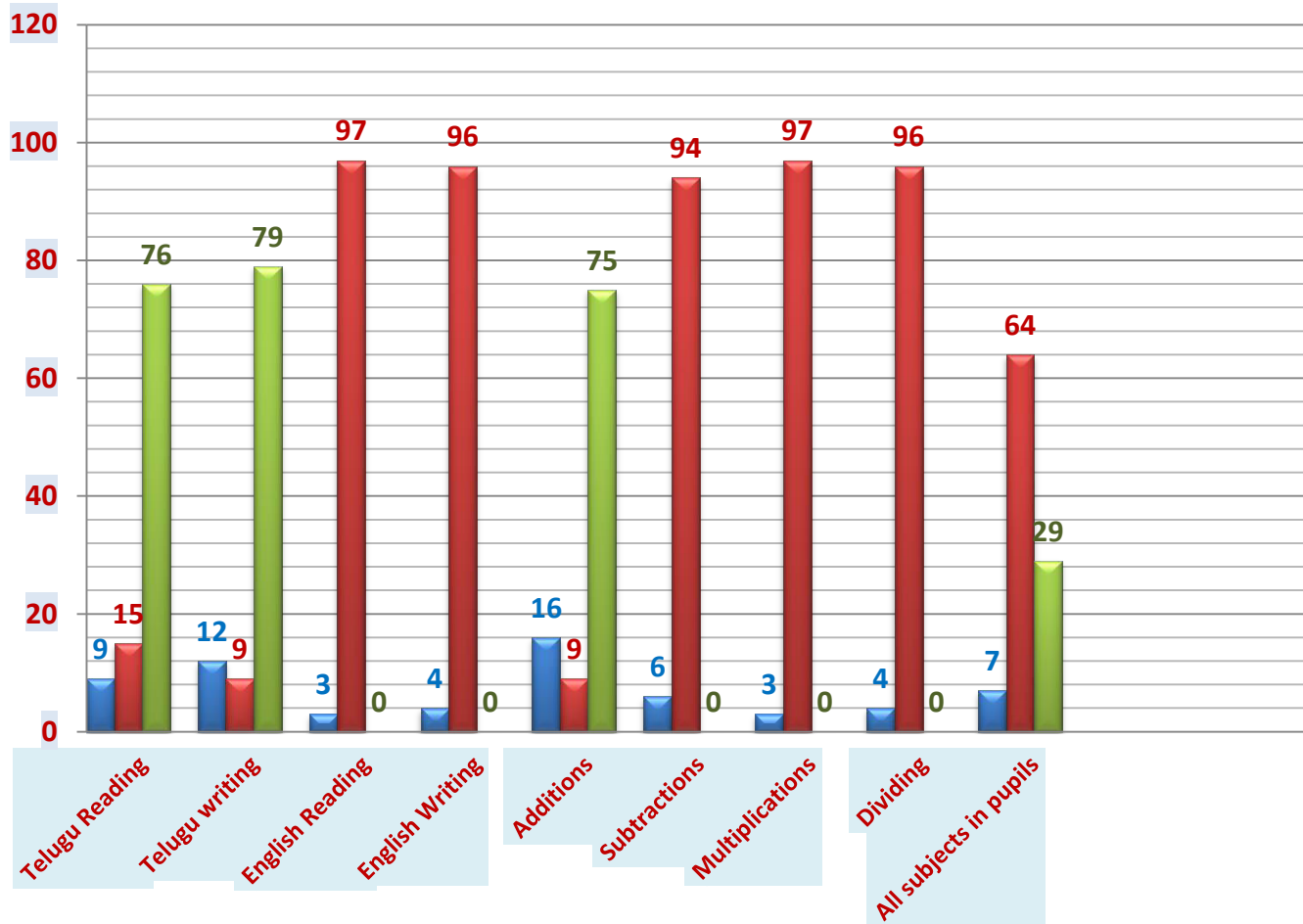
The Government has issued an Order for entrusting academic activities to CDR for ensuring quality learning outcomes in 5 remote Ashram Schools in Boduluru, Banda, Bodlanka, Daragadda and Gurthedu villages located in Maredumilli and Y.Ramavaram mandals

CDR in collaboration with ITDA shall work for strengthening the curriculum and teaching processes and improve the methodology. It shall make joyful activity based teaching methodology the pivot of the learning process. All curriculum and extra curriculum activities shall be pupil centric. CDR shall endeavour to provide the best of the opportunities to every student and strive to bring out the best in him or her. Imparting first class knowledge and guiding the student to joyful learning shall be the basic purpose.

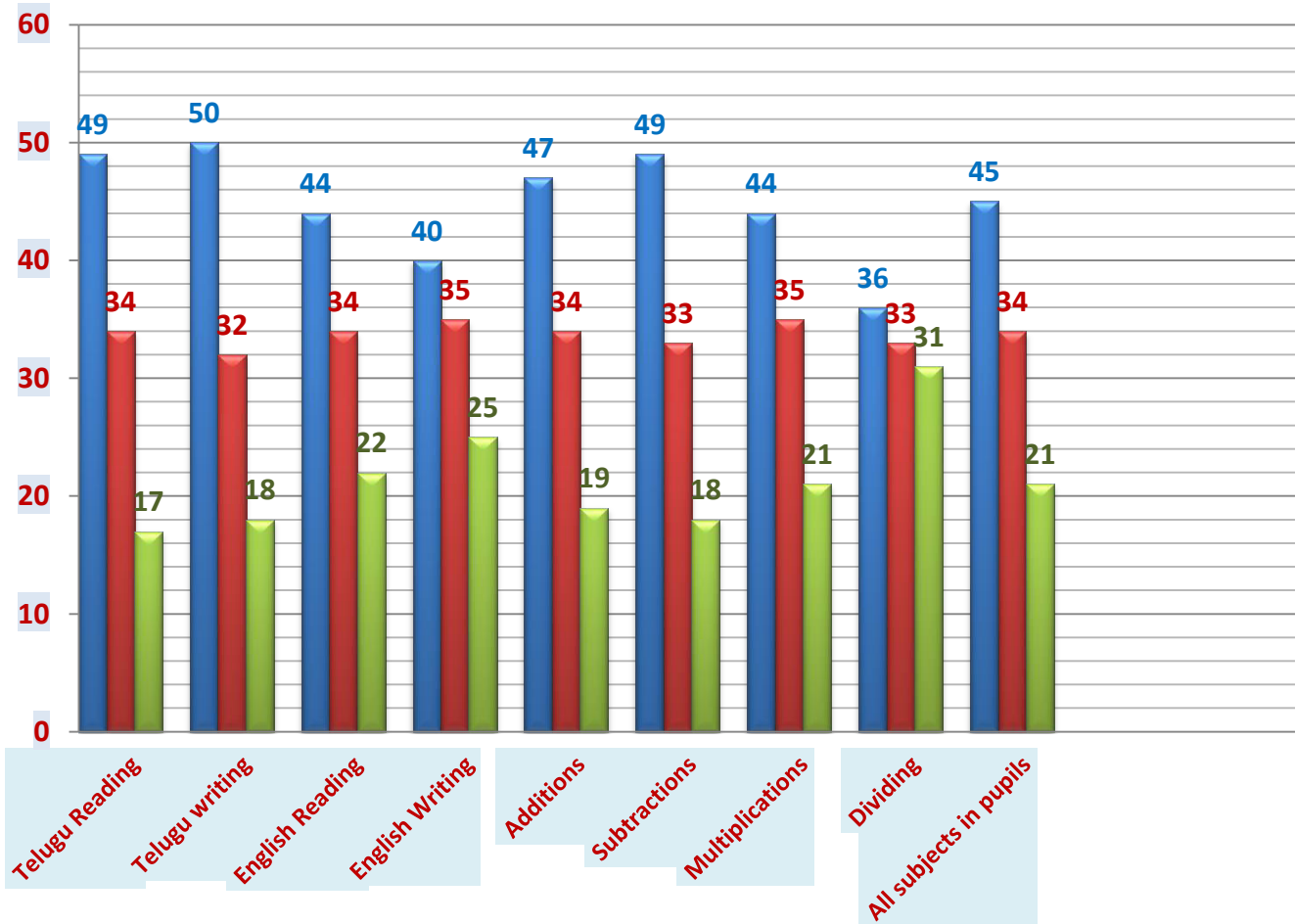
**Centre For Development and Research (CDR)
Govt Tribal Welfare Ashrama Girls High School-Boduluru
Learning outcomes - 2018-19**



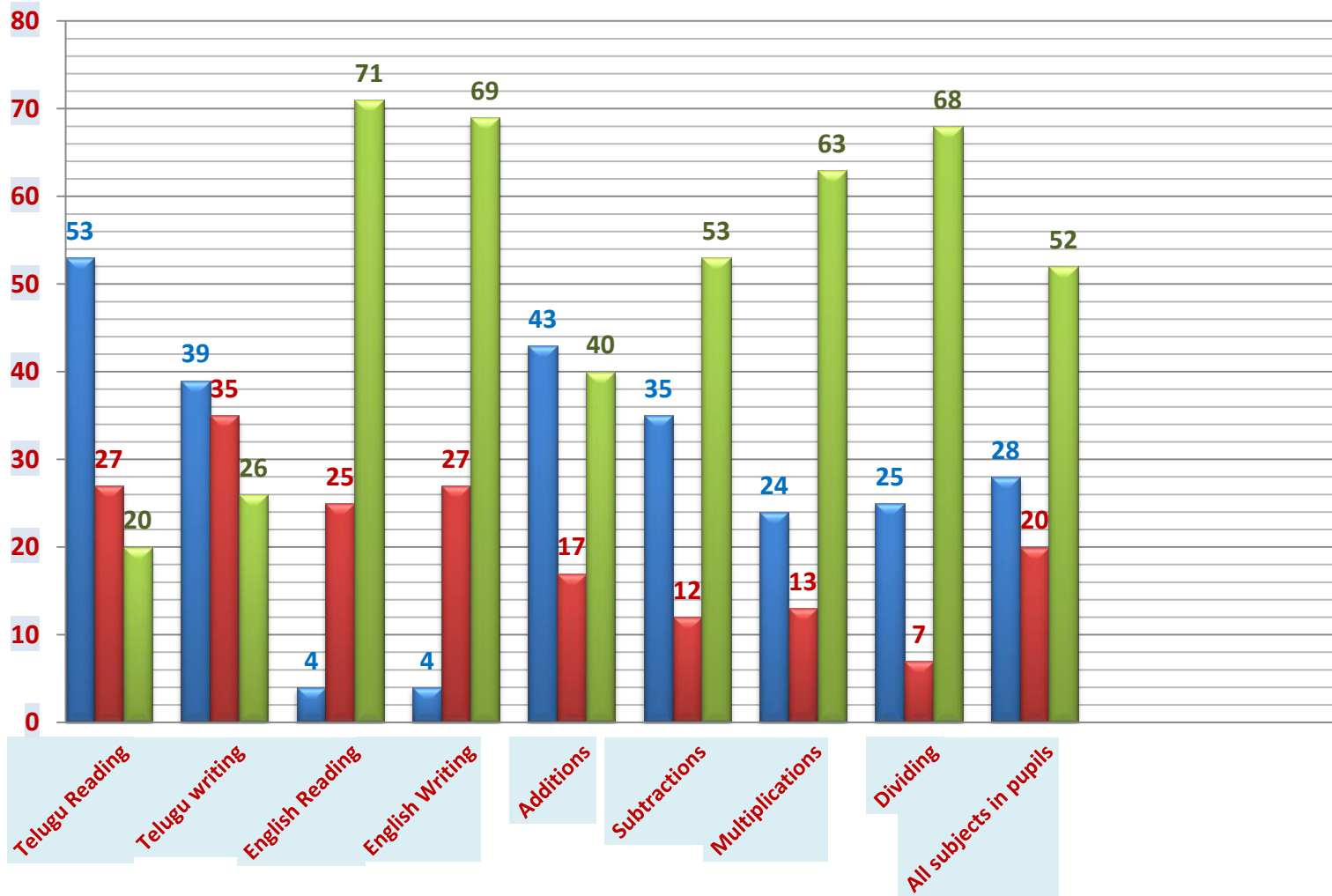
**Centre For Development and Research (CDR)
Govt Tribal Welfare Ashrama Girls Primary School-Banda
Learning outcomes - 2018-19**



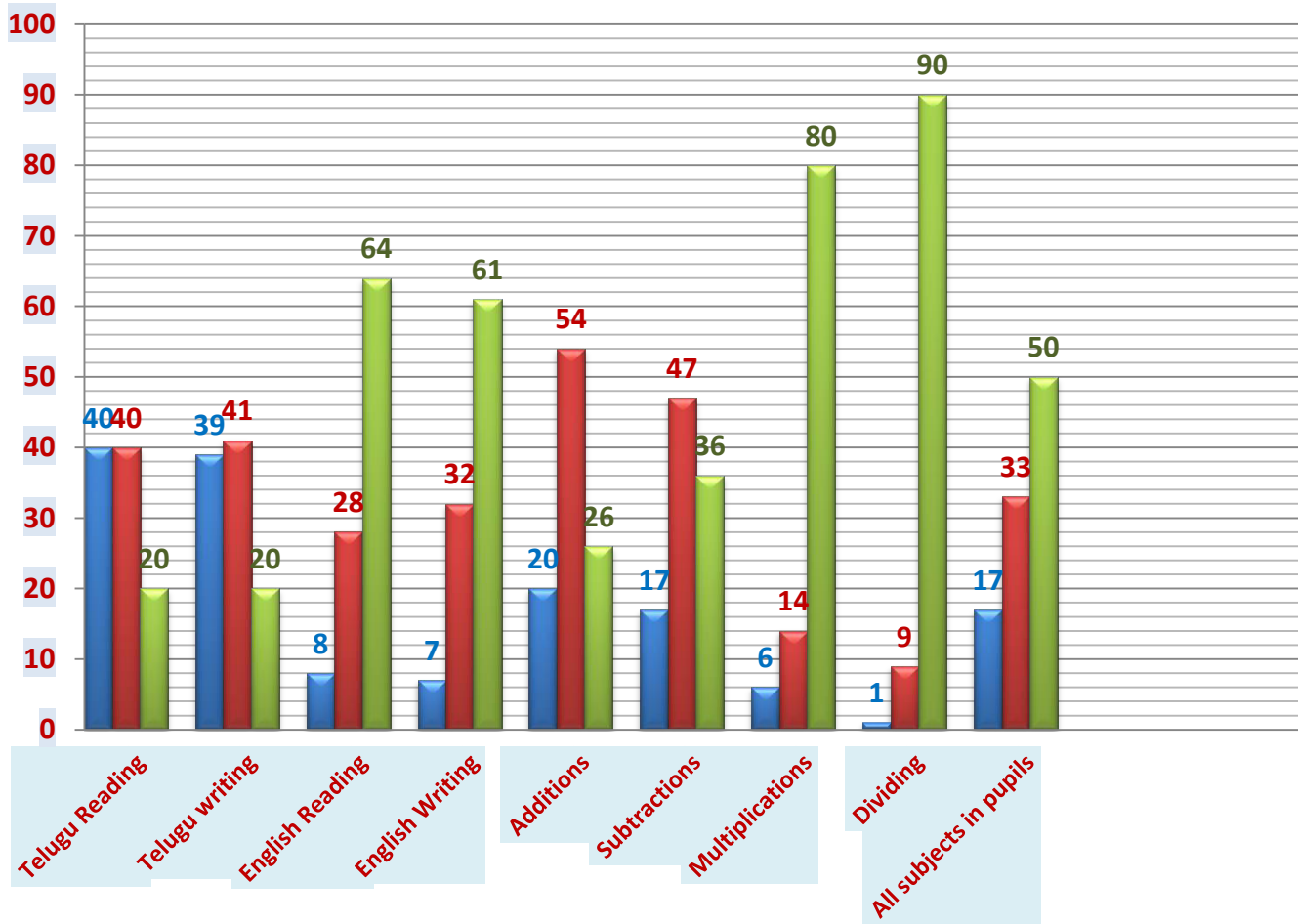
**Centre For Development and Research (CDR)
Govt Tribal Welfare Ashrama Boys High School-Bodlanka
Learning outcomes - 2018-19**



**Centre For Development and Research (CDR)
Govt Tribal Welfare Ashrama Girls UP School-Daragadda
Learning outcomes - 2018-19**



**Centre For Development and Research (CDR)
Govt Tribal Welfare Ashrama Boys UP School-Gurthedu
Learning outcomes - 2018-19**



CDR has started working in promoting measures to prevent ill health with the women SHGs

MISSION : Freedom from ill health

Target area : Chavidikota, Pullangi and Chattawada Panchayaths in Maredumilli Mandal- All villages in each Panchayath- beginning with Chavidikota panchayath.

Concept : Prevent all causes of ill health, from infant to the old.

Identify reasons for ill health properly.

Freedom from ill health 'Graama Samoorna Aarogya Pranalika' can be achieved only if the community particularly all women and mothers become genuine and active partners in this effect.

Mode of Interventions :

A. Through household survey of :

- Food consumption patterns round the year
- Nutrient content of the food consumed
- Daily practices of personal hygiene, home cleanliness, toilet practices etc.,
- Child care protection
- Caring for drinking water
- Daily, weekly and monthly budgets for food items. Whether anything grown at home or field.
- Content of Vit A and C and protein in daily food

Analysis of the survey data and identifying key areas for intervention.

B. What can be done to improve health?

- Individual household plan
- Collective community plan
- To workout different components carefully

C. Focus on food and nutrition

- Promote better nutrition

- Keep grow and consume leafy vegetables every day
- Sprouts can be introduced
- New recipes can be thought of . Cooking classes and training can be given

D. Backyard safety net

- One drumstick plant
- One Papaya plant
- One bachchala tea
- 10x5 Green leaf bed at all times
- Gourds and beans in every back yard

E. Community Ownership

- To be closely involved from very beginning. The VO of SHGs to be main. Every SHg president and Secretary of SHG nominee to be in the team of village health Committee
- There should be a health contact person for cluster of every 10 households.

F. The local CHW and ANM should be the members of the Health Committee ‘ Sampoorna Aarogya Saadhana Sangham’

G. Monitoring outcomes

- The peoples forum should monitor all matters related to health once every fortnight.
- Village Health/individual illness/preventive measures should be on the agenda of every SHG, VO and Grama Pnachayath.
- A protocol for taking preventive measures should be followed with special focus on:
 - Mother and Child- lactating and pregnant women
 - Adolescent girls
 - Infants
 - Nutrition -Food - Action for consuming minimum levels of intake
 - Aged persons- Geriatric Care -Special care measures

Key tasks and sub activity plan for baseline survey and Village health and nutrition plans : 22.05.2018 to 31.07.2018

S.No	Key tasks to be completed	Sub activities	Time line for sub activity	Responsibility
Base Line Survey - Village health and nutrition plans				
a) Pre Survey				
1	Field testing of Survey formats and learning opportunity for all 4 field team members	Orientation to 4 field team members while they are in village immersion	22.05.2018 to 23.05.2018	CDR
2	Identification of Core team members with Adolescent girls and active SHG members and persons trained in lab technician course.	4 field team members to identify the members during the village immersion	30.05.2018	4 field team members of CDR
3	Finalisation of baseline survey format for printing the booklets for all the villages of Chavidikota Panchayath	Feedback from field testing of the formats	1.06.2018	4 field team members of CDR
4	Analytics of the data collected	Consolidation of the data from 40 HHs of 4 immersion villages	2.06.2018	4 field team members of CDR
5	Printing of booklets for baseline survey	Finalise the layout of the booklet to be printed	3.06.2018	CDR
6	User manual for baseline survey and toolkit for Village health and nutrition plans	Finalise the user manual for baseline survey - HHs survey and FGDs and toolkit for village health and nutrition plans	5.06.2018	4 field team members of CDR

Key tasks and sub activity plan for baseline survey and Village health and nutrition plans : 22.05.2018 to 31.07.2018

S.No	Key tasks to be completed	Sub activities	Time line for sub activity	Responsibility
7	Orientation to the 15 selected lab technicians at PHC for doing the diagnostic tests during the survey period.	Fix the schedule with MO, PHC, Boduluru	5.06.2018	CDR
8	Supply of Hemoglobing meters for each of the village	Procurement of Hemoglobino meters	7.06.2018	CDR
9	Orientation to the 4 field team members about the HH data collection and village health and nutrition plans	Availability of printed copies of booklets for data collection and tool kit for village health and nutrition plans and toolkit	8.06.2018	CDR
b) During the base line survey				
1	Base line survey	Data collection by core team members; FGDs and validation /verification of the data collected as well as and data entry by the field team members of CDR	11.06.2018 to 25.06.2018	3 field team members of CDR
2	Diagnostic tests such as HB, Diabetis and BP; secondary data from PHCs related to malaria and TB; school health data; GMP data from AWCs	Identification and refresher training of lab technicians and procurement of Hemoglobino meters	11.06.2018 to 25.06.2018	PHC team

Key tasks and sub activity plan for baseline survey and Village health and nutrition plans : 22.05.2018 to 31.07.2018

S.No	Key tasks to be completed	Sub activities	Time line for sub activity	Responsibility
3	Analysis of the data collected from all the villages of Chavidikota Panchayath	Consolidation of the data from all the villages	26.06.2018 to 30.06.2018	3 field team members of CDR
c).Village health and nutrition plans				
1	Identification of gaps and interventions to address the gaps in each of the villages	Use of tool kit to identify and list the interventions	2.07.2018 to 12.07.2018	3 field team members of CDR
2	GP level action plan to roll out the interventions identified by all the villages	Communication to all the VOs and GPs and ZBNF teams to represent from each of the villages (@ 2-4 persons) Facilitation guide for development of Action Plans	17.07.2018	CDR
3	Protocols for each of the intervention identified and finalized in GP level meeting.	Communicate the protocols with all the Vos and GP	17.07.2018	
4	Position of exclusive facilitator for health and nutrition at GP level and village level CRP for internal facilitation with the HHs, VOs and GPs.	Identification of the personal during the base line survey and approval during the GP level planning meeting.	17.07.2018	CDR
5	Discussion of the action plans and the intervention protocols in the respective VOs and GP meetings.		18.07.2018 to 31.07.2018	3 field team members of CDR

Grama Sampurna Aroghya – Praja Pranalikalu Meeting at YTC, Maredumilli 24th April 2018



Girijana Mahila Rythu Sadassu

Tribal women farmers on 27th Jan at Bodlanka:

Around 300 women farmers from the Kanivada, Chattalawada, Pullangi, Chavadikota and Chintalapudi panchayats are participated in this Girijana Mahila Rythu sadassu.

The following topics were discussed at this Mahila Sadassu:

- About Girijana Rythu Seva Sanghamu, Bodlanka.
- About Uttama Pramanala Sadhana Kendramu., Bodlanka.

Enrollment of Members:

100 farmer groups- Contact farmers- selection of Rythu Karyakartha- forming Rythu SHGs- opening bank account.

Benefits of Membership:

1. Rythu Seva Kendramu- Hiring of tractors, machines and equipment.
2. Education of the Girl Child on priority.
3. Maa Vooru Maa badi in all villages of the members.

Seed supply for one acre in one crop:

1. Natural farming training and production Centres
2. Food processing units in very panchayath for Jack fruit, Annoto oil, Millet snacks etc.
3. Hydraulic Pumps where ever possible.
4. Vegetable gardens in every village.
5. Village Shop
6. Trainings in skills like garment making, pickle making, honey making etc.

7. Preventive health programme.
8. Establishing Crèches for babies and toddlers and care for aged.

What the Farmers should do.

A. Membership.

1. Enrol as members by paying membership fee.
2. Retain membership fee with the Farmer SHGs
3. Form 100 farmers groups.
4. Form 10 farmer groups.
5. Select Rythu Karyakarthas.
6. Prepare a People's village Devp plan
7. Form into a Community Action Group.

B. Education: Identify eligible girls for education support- prepare plan of support and amount required.

C. Bala Badi: Identify place prepare list of children, identify suitable persons for teaching to attend selection test.

D. Seed: Finalise farmer wise seed requirement for the village.

E. Identify suitable sites for **hydraulic pumps**. Prepare the farmers for sharing the cost on per acre basis.


F. Tractor Hiring: Identify farmers for tractor tilling and collect the hire charges.

G. Attend all **trainings**. Learn and adopt nature farming methods.

H. People's Health:

- form into action groups for taking timely action for preventive health.
- Follow up on health of pregnant and lactating women and children. Ensure monthly check up at PHC.
- Nutritious food consumption. Discuss and decide the best menu for every house hold. Increase green leaf and proteinous food consumption.
- Prepare place and budget for Crèches and care for the aged.
- Trainings in safe delivery, hygienic menstruation management, nutritious food making.

Girijana Mahila Rythu Sadassu



**Sri Samshare Singh Rawath, I.A.S, Secretary, Tribal Welfare Department, Govt. A.P
visited CFE-Bodlanka on 22nd April 2018**



Farmer Training Camp at A.M.Kota on 25th April 2018.

Around 120 farmers from Kanivada, Chattalawada, Pullangi, Chavadikota and Chintalapudi panchayats are participating in this tribal farmers' training camp. In this camp mainly focused on Peoples Plantation Programme (PPP) and Nursery's in Maredumilli Mandal under MGNREGS.

Preliminary work.

1. All Villages in Chavadikota, Pullangi and Chatlawada Panchayats are selected.
2. Farmers are identified. Documentation is in progress.
3. Plant requirement as per the preference of the farmers is worked out, both for multiple species and podu plantations. Proposed extent is 1000 acres each.
4. Not more than one acre per farmer.
5. Project Proposal for the 2018 PPP shall be submitted for approval by KF before 30th April. It shall also contain the 2nd year maintenance costs for the farmers of 2017 plantation.

Nurseries.

Dr. Srinivasa Rao of Kovel Foundation is responsible

1. Seed collection shall be completed by Srinivasa Rao of KF before 05th May. Purchase and delivery of bags also shall be completed by 10th May.
3. Red earth collection shall be completed at the nursery sites by 15th May.
4. Bag filling to be completed by 20th May.
5. Dibble of seed in the bags to be completed by 30th May.

Nursery locations and villages attached.

Details of nursery wise farmers, species and number of saplings to be raised, shall be finalised by Srinivasa Rao of Kovel Foundation before 30th April.

1. Chatlawada Panchayath.

A. **Chatlawada Nursery:** CHATLAWADA. BODULURU, NELLRU (3 villages)

B. **Potlawada Nursery:** POTLAWDA KOTHAVEEDHI NOOKALETIWADA OKKULURU. VEZUWADA (5 villages)

2. Pullangi Panchayath.

A. **Adhralasa Nursery:** PULLANGI ADHARAVALASA EGAVALASA. PEEDAMARRI. PUSIWADA (5 visages)

B. **Busigandi Nursery:** BUSIGANDI. PAMULAMAMIDI GUMPENAGANDI,GUDISE. (4 villages)

3. Chavadikota Panchayath.

A. **Banda Nuersery:** BANDA. CHEKKAWADA THURRAWADA. SIRIPENALVA (4 villages)

B. **Bodlanka Nursery:** BODLANKA TENELAMAMIDI. KOTHAVEEDHI. NIMMACHETLABANDA UPPARAGOTULA. BODDUMANUVEEDHI. CHAVADIKOTA. MUNTHMMADI (8 villages)

Total 29 villages.

Women groups shall be selected for raising nurseries. They shall be Trained on site by the PHO in nursery practices and dos and donts in raising healthy plants.

Farmer Training Camp at A.M.Kota on 25th April 2018.





Sri B.Rajashekar, I.A.S, Secretary to Govt. visited CFE- Bodlanka on 29th May 2018

It was an important occasion on many counts. It is not often that a Secretary to Govt. visits a very interior village like Bodlanka and has the privilege of spending time with the tribal farmers, almost all of them Konda Reddys. Mr. Rajshekar did, on 29th May, 2018

He laid the Foundation Stone for the ZBNF Jeevamruthamula production and Training centre in the campus of CDR's Centre for Excellence (CFE) at Bodlanka.

Along with 19 others, he planted saplings along the road in the CFE. He visited the CDR Centre for making Solar Lights. Mr. Rajshekar addressed a large group of tribal women and men farmers who came from 6 interior panchayaths to listen to him. The following, inter alia, were assured by Mr. Rajshekar for the farmers from these six panchayaths.

1. Check dams and solar pump sets on perennial streams:

A thorough survey shall be conducted along every perennial stream to identify locations for construction of check dams for much needed irrigation. DD Agr, and ADA, soil conservation were requested to complete it in 40 days.

B. At least 10 solar pump sets shall be supplied in the three panchayaths including in Uthama Pramanala Sadhana Kendramu, Bodlanka through the Girijana Rythu Seva Sanghamu.

2. Oil Engines:

Six oil engines shall be supplied, one at each of the People's Nurseries being grown under the Peoples Plantation Programme. Shade Nets and other tools and implements shall also be provided as required for these decentralised nurseries planned by CDR and are being grown by the tribal SHG women in quite remote villages to provide healthy plant material for People's Plantation Programme (PPP).

3. Agri Servicing Centre:

An Agri Servicing Centre shall be set set up as per norms for the Girijana Rythu Seva Sanghamu, Bodlanka, with all required components. DD, Agr, shall ensure.

4. ZBNF Centres:

A ZBNF training cum production centre to provide the Americans shall be set up as planned by CDR at the CFE, Bodlanka and at all the six nursery villages immediately. These shall be set up on a permanent basis. A well thought out training calendar shall be implemented with immediate effect.

DD, Agr, and DPM, ZBNF, Agency Area, shall be personally responsible.

5. Crop seed inputs:

A systematic Farmers Plan for crop inputs shall be prepared in every village in the identified six contiguous interior tribal panchayaths of Chavadikota, Pullangi, Chatlawada, Kanivada, Daragedda and Chintalapudi in Maredumilli and Y.Ramavaram mandals. Seed inputs for millets, pulses, paddy and other crops being grown shall be supplied as per norms before 10th June.

6. Purchase of Solar Lamps made by tribal youth at the CDR Centre for Making Solar Lights, Bodlanka.

CDR has trained tribal youth and set up a solar light making unit in Bodlanka. Four different models of solar lights are made at this Centre. A set of these lights was given to Mr. Rajshekar for further examining the feasibility for purchase of these lights for use in the tribal areas in lieu of abolishing sale of harmful kerosene.

7. Units for processing Jack fruit, mango, tamarind and cashew fruit.

This area is very rich in natural produce. Feasibility for establishing suitable scale processing units should be examined with a cost benefit analysis. At least one if not more units should be established in each panchayath. DD, Agr, shall work in close collaboration with Veugu officials shall be responsible.

8. Soil conservation work:

Very little SC work is done so far in this area. The DD, Agr, shall supervise and will be responsible for the following.

A. Identification of at least 200 acres in each village for SC work as per norms.

B. All PPP lands should be covered including the podu lands identified for PPP.

C. At least 100 acres of Agriculture Crop Lands should be covered in every year in each village in the 6 panchayaths till completion of all such lands.

A special proposal after due scrutiny should be submitted for approval.



Custom Hiring Centre established in bodlanka with Two Tractors, two Cultivators and one Rotavator. The Agriculture department sanctioned 60% cost of the centre to Girijana Rythu Seva Sangham Bodlanka. The balance 40% of farmer contribution paid CDR.



Developing Irrigation by Installation of Hydraulic rams on perennial streams in interior villages. It runs without electricity or any fuel.

A MOU with Vijayavahini Charitable foundation (VCF-An initiative of Tata Trust) was signed in November 2018 to set up 4 hydraulic rams in Bodlanka and three other villages. A Single ram with two inch flow costs Rs 85,000/- VCF shall bear 50% of the cost. Water shall start flowing out of these Rams by end of December 2018 irrigating 15 acres on an average under each. More installations shall follow.



Panchayathi Meeting at Kaniwada Village in Y.Ramavaram Mandal on 15th March 2019



